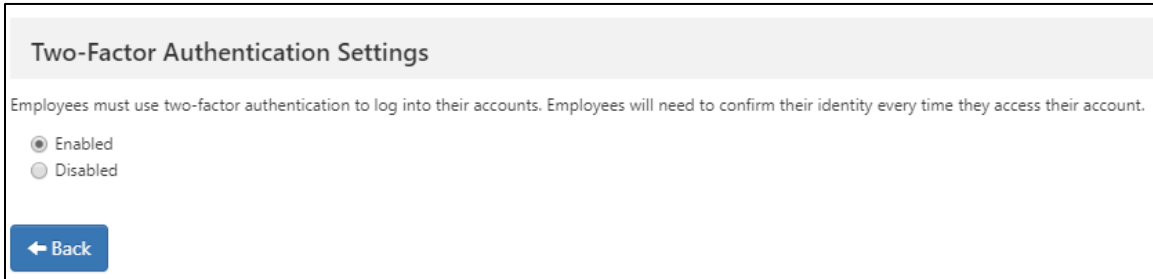


Mobile Apps Release Notes

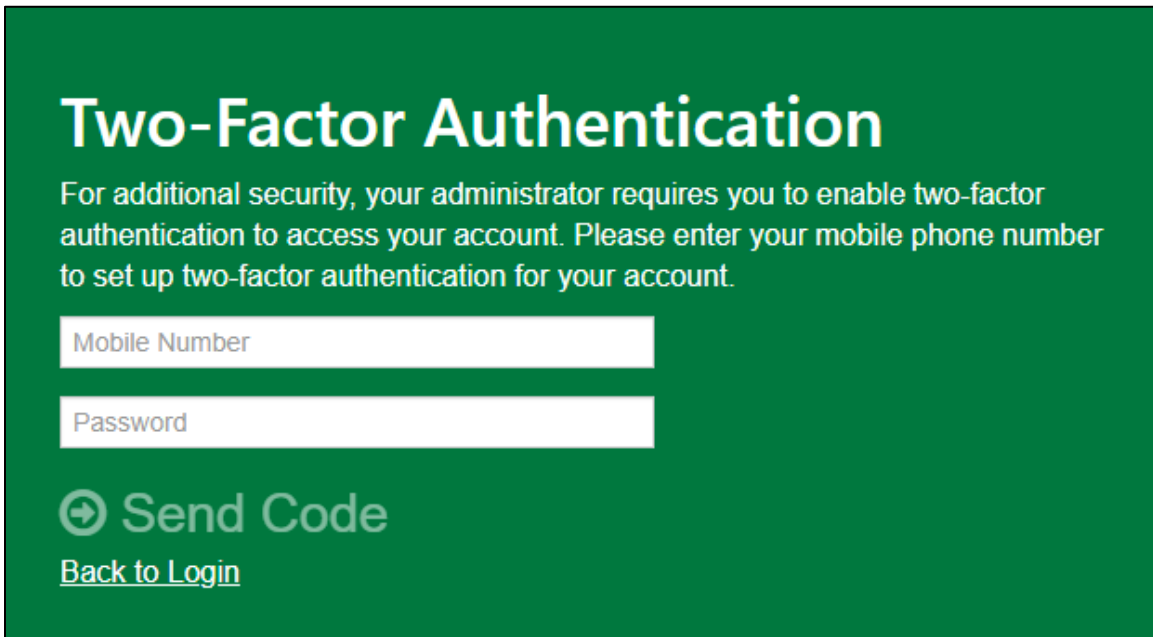
Anticipated Release 11/18/19

Administrators can now require that every employee use two-factor authentication when logging into Green Employee.

A new setting in Workplace Settings > Access Settings > Employee Access > Account Security manages this functionality.



Employees who already use two-factor authentication will see no change when this setting is enabled. However, employees who do not have two-factor enabled will be forced to enable it upon their next log in.



New employees creating accounts for the first time will be forced to enable two-factor authentication upon their first log in.

Administrators can disable two-factor authentication for individual employees. This option is available regardless of whether two-factor authentication is mandatory for the workspace.

This is done through the Manage Employee Account tab of the Employee Access settings.

Clicking "Edit" next to an employee's name will reveal this option.

00000167 Fred Weasley

User ID: fWeasley@mailinator.com ✓

Mobile: (281) 330-8004

→ Send Reset Password Email

Disable Two-Factor Authentication

If mandatory two-factor authentication is enabled at the workspace level, that employee will be prompted to re-enable two-factor authentication when they log in next.

If mandatory two-factor authentication is disabled, the employee will still be able to enable two-factor authentication from within Green Employee.

Release Notes for 10/01/2018

Employees' Name in App

- All employees' names will appear on the upper, left-hand menu of the mobile app when they are logged in.

Release Notes for 07/09/2018

Time Off

- Employees can now add comments to their time off requests on Mobile, just like on GreenEmployee.
- Time Off current and available balances will be displayed based on the policy settings.
 - If the policy is set to display as days, it will no longer revert to being displayed in hours.
- When an employee gets an error that they have exceeded their time off balance, this error message will display the reason and the amount of time they have left.
 - Whether this is displayed in days or hours is contingent on the policy settings.
- When a manager approves a time off request, the approval flow now respects the time off policy settings.

Release Notes for 06/25/2018

Time Off

- Employees will only see Available Balance column instead of Available Balance and Current Balance of Time Off.
- A message will display that Greenshades used Pay Code Description and Time Off Friendly Name to match for Automatic Mappings.
- When an employee attempts to submit a Time Off Request which exceeds the available balance, it is allowed. Administrators and Managers still have the ability to deny request if so desired.

Security

- Employees' EmployeeID will not be displayed in the Mobile App header.
- Administrators can remove the ability for employees to access their portal without setting up an account.

Release Notes for 11/22/2017

Release Notes


- Any significant updates to this product are now available in the form of release notes.

Release Notes for 10/13/2017

W-2s and 1095-Cs Update

- Updated both mobile apps to show employees all available 1095-Cs and W-2s, not just the last two years' worth.

Mobile Apps Release Notes



iPad Compatibility

- Added an iPad compatible version of the iOS app to the app store alongside other iOS 11 updates in preparation for Apple's next operating system update.

Logging

- Added additional logging to the mobile apps to differentiate between a mobile app log in and a website log in.

Release Notes for 04/27/2017

Android App

- A new version of the Android app is now available in the Google Play app store.

iOS App

- A new version of the iOS app is available in the Google Play app store